




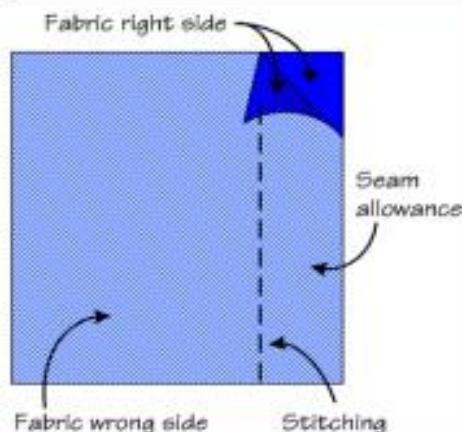
TEXTILES: Knowledge organiser

A. KEY EQUIPMENT & MATERIALS

Machine Thread		Machine thread is specifically used for sewing on the sewing machine.
Mark Making Tools		Different tools used to make marks with ink or paint. You could use a paint brushes or you could use a ball of bubble wrap.
Fabric Paint		Fabric paint is a type of paint that is designed for use on fabrics. Once it has been heat set, the fabric can be washed.

B. SEAMS

A seam is made when two pieces of fabric are sewn together. The most common type of seam is a plain seam. The standard seam allowance measurement is 1.5cm.



C. KEY WORDS

- **Abstract:** does not attempt to represent an accurate depiction of a visual reality but instead use shapes, colours, forms and gestural marks to achieve its effect
- **Fabric Painting:** Paint directly onto fabric with specialist paint. When dry it needs to be heat set with an iron so it does not come off.
- **Hem:** A finishing method, where the edge of a piece of fabric is folded narrowly and sewn to prevent unravelling of the fabric
- **Machine Embroidery:** A sewing machine is used to create stitch patterns on fabric. Different stitch types can be used.
- **Mark making** is a term used to describe the different lines, patterns, and textures we create in a piece of art. It applies to any art material on any surface, not only paint on canvas or pencil on paper
- **Paper Pattern:** A template used to draw and cut around, which is in the shape required. Usually made from card.
- **Seam:** A line where two pieces are sewn together.
- **Seam Allowance:** Is the area between stitching and the raw cut edge of the fabric. It allows a seam to be made and the standard measurement is 1.5cm.

D. FORMAL ELEMENTS

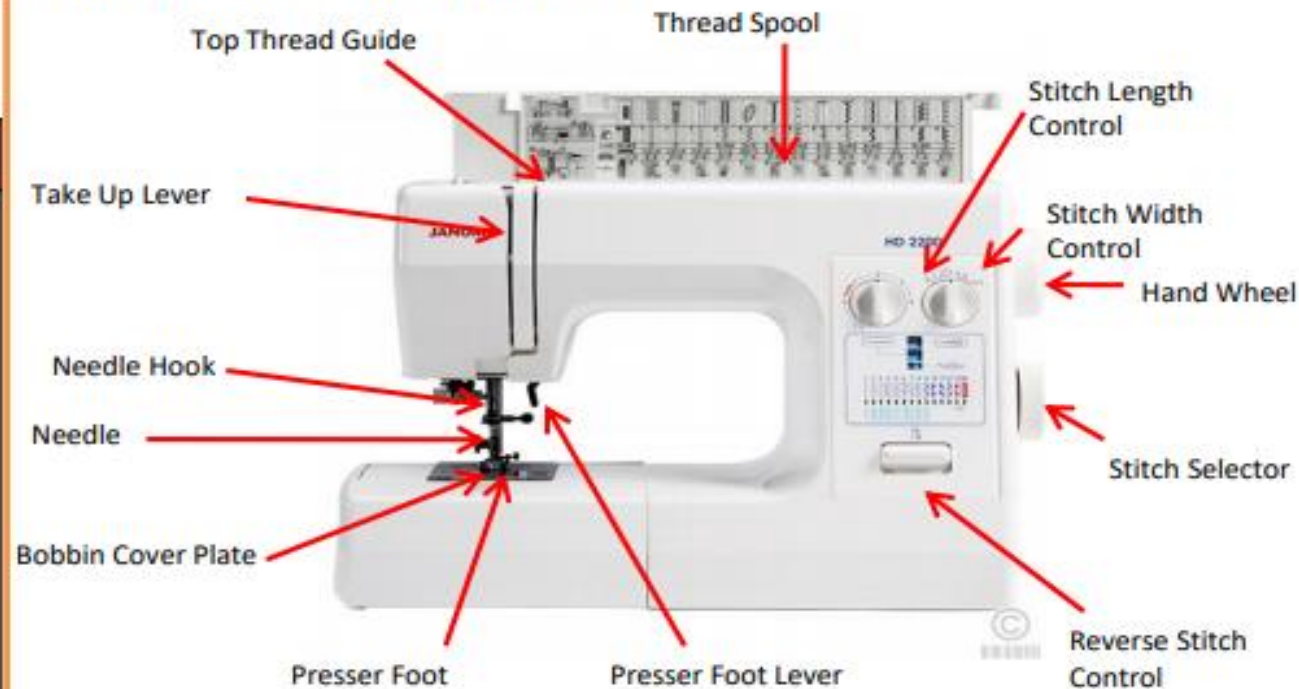
The formal elements are: **Line, Tone, Shape, Colour, Pattern, and Texture.** They are used together and determine how your work will look.

E. HEALTH & SAFETY



1. Always remove your blazer & tie long hair back when completing practical activities
2. Ensure that you hold fabric shears and scissors by the handle, carrying them down by your side
3. Wear an apron when you are using fabric paint or dye
4. Do not talk when you are using a sewing machine, you must concentrate. Do not distract others on machines.
5. Be careful with pins and needles. Make sure they are put away and not left on tables
6. Do not use an iron without supervision.
7. Switch off equipment when you have finished

F. PARTS OF THE SEWING MACHINE



The term **applique** comes from the French word *appliquer*, meaning "to attach or apply," (attach/ embroider a decorative material onto of a base fabri



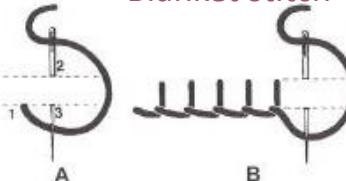
RUNNING STITCH



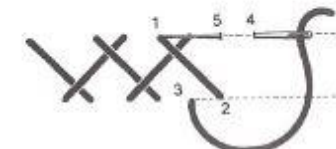
BACK STITCH



BUTTONHOLE STITCH



HERRINGBONE STITCH



Possible Tasks & Questions to Help Support Your Learning

Section A – Answer the questions		Section B – Answer the questions	
1.	What is machine thread used for?	1.	What is a seam?
2.	What are mark making tools?	2.	What is the most common type of seam?
3.	What do we use to paint on to fabric?	3.	What is the standard seam allowance measurement?
4.	What is the difference between a pin and a needle?	4.	What side of the fabric should be facing each other when you sew a seam?
5.	What do we use to mark out on fabric?	5.	Challenge: A flat felled seam is commonly used on what type of fabric?
6.	What do you use to cut out fabric?	6.	Challenge: A French seam is commonly used on what type of fabric?

Section C – Complete the missing words or descriptions		
1.	Abstract	
2.	Seam Allowance	
3.		A template used to draw and cut around, which is in the shape required. Usually made from card.
4.	Machine Embroidery	
5.		A line where two pieces are sewn together.
6.		A finishing method, where the edge of a piece of fabric is folded narrowly and sewn to prevent unravelling of the fabric

Section D – Name the formal element		
1.		Means the lightness or darkness of something. This could be a shade or how dark or light a colour appears.
2.		The surface quality of something, the way something feels or looks like it feels. There are two types of texture: Actual texture and Visual Texture.
3.		There are 3 Primary Colours: RED, YELLOW and BLUE . By mixing any two Primary Colours , together we get a Secondary Colour; ORANGE, GREEN and PURPLE .
4.		The path left by a moving point, e.g. sewing machine, or paint on a brush.
5.		A design that is created by repeating lines, shapes, tones or colours. It can be manmade like a design on fabric or natural such as the markings on animal fur

Section F – Task
<p>Learn the parts of the sewing machine.</p> <div style="text-align: center;">  </div>